

Number of Grade 4 students based on February enrolment (may vary from the numbers shown below): 43,098

Reading	Performance Level Unknown		Not Yet Meeting		Meeting		Exceeding	
	#	%	#	%	#	%	#	%
	All Students	7,173	16	7,123	16	24,171	56	5,012
Male	4,046	18	4,032	18	12,126	54	2,128	10
Female	3,127	15	3,091	15	12,045	57	2,884	14
Aboriginal	908	21	1,241	28	2,042	46	204	5
ESL	2,057	24	2,060	24	4,037	48	344	4
Special Needs*	825	40	468	23	696	34	74	4

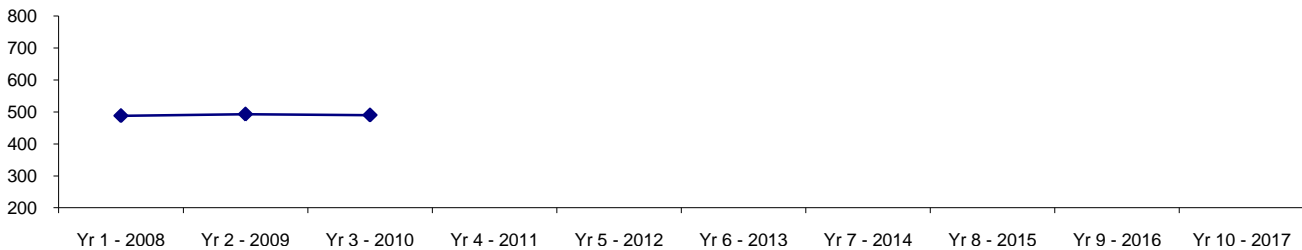
Writing	Performance Level Unknown		Not Yet Meeting		Meeting		Exceeding	
	#	%	#	%	#	%	#	%
	All Students	7,755	18	5,756	13	27,411	63	2,557
Male	4,391	20	3,767	17	13,354	60	820	4
Female	3,364	16	1,989	9	14,057	66	1,737	8
Aboriginal	995	23	1,005	23	2,294	52	101	2
ESL	2,190	26	1,314	15	4,772	56	222	3
Special Needs*	883	43	474	23	690	33	16	1

Numeracy	Performance Level Unknown		Not Yet Meeting		Meeting		Exceeding	
	#	%	#	%	#	%	#	%
	All Students	7,221	17	8,558	20	23,661	54	4,039
Male	4,058	18	4,152	19	11,895	53	2,227	10
Female	3,163	15	4,406	21	11,766	56	1,812	9
Aboriginal	940	21	1,486	34	1,831	42	138	3
ESL	2,036	24	2,189	26	3,748	44	525	6
Special Needs*	815	40	592	29	621	30	35	2

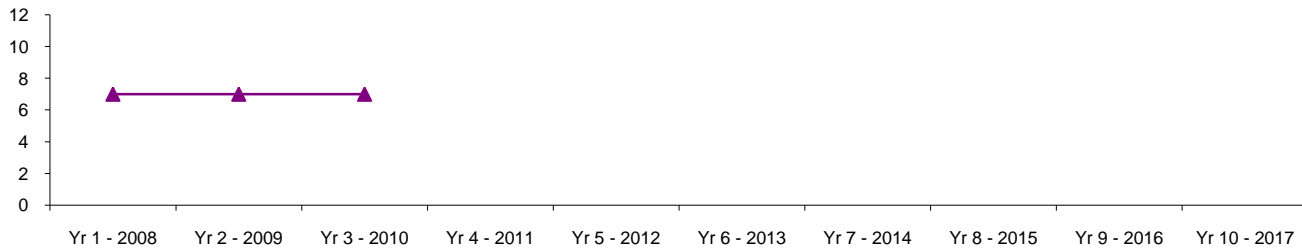
Performance Level Unknown
 Not Yet Meeting
 Meeting
 Exceeding

Note: Special Needs includes Sensory Disabilities, Learning Disabilities and Behaviour Disabilities.

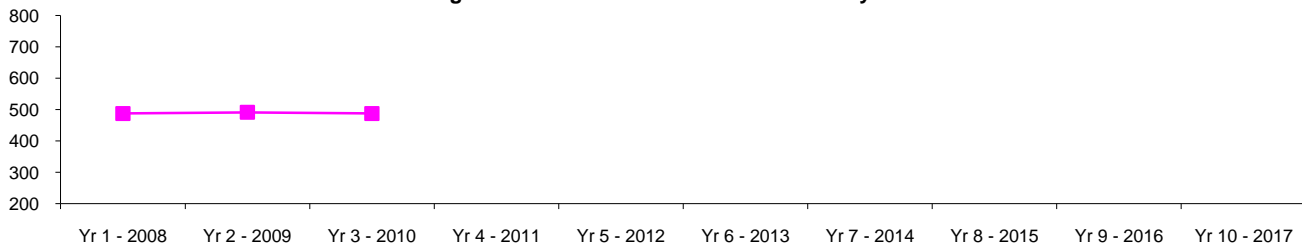
Average FSA Scaled Score - Grade 4 Reading



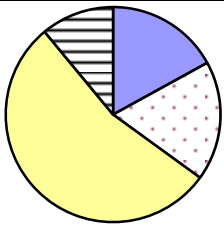
Average FSA Score - Grade 4 Writing

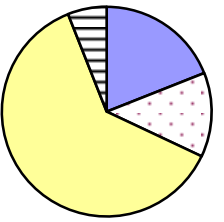


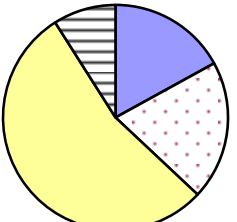
Average FSA Scaled Score - Grade 4 Numeracy



Number of Grade 7 students based on February enrolment (may vary from the numbers shown below): 47,378

Reading	Performance Level Unknown	Performance Level Unknown		Not Yet Meeting		Meeting		Exceeding	
		#	%	#	%	#	%	#	%
			All Students	8,123	17	8,701	18	25,609	54
	Male	4,417	18	5,052	21	13,056	53	2,106	9
	Female	3,706	16	3,649	16	12,553	54	3,266	14
	Aboriginal	1,077	22	1,549	31	2,085	42	212	4
	ESL	1,062	31	913	27	1,261	37	145	4
	Special Needs*	1,163	34	1,034	31	1,106	33	83	2

Writing	Performance Level Unknown	Performance Level Unknown		Not Yet Meeting		Meeting		Exceeding	
		#	%	#	%	#	%	#	%
			All Students	8,943	19	6,390	13	29,837	62
	Male	4,906	20	4,314	18	14,550	59	861	3
	Female	4,037	17	2,076	9	15,287	66	1,774	8
	Aboriginal	1,244	25	1,251	25	2,319	47	109	2
	ESL	1,140	34	521	15	1,661	49	59	2
	Special Needs*	1,291	38	866	26	1,200	35	29	1

Numeracy	Performance Level Unknown	Performance Level Unknown		Not Yet Meeting		Meeting		Exceeding	
		#	%	#	%	#	%	#	%
			All Students	8,300	17	9,767	20	25,603	54
	Male	4,507	18	4,901	20	12,952	53	2,271	9
	Female	3,793	16	4,866	21	12,651	55	1,864	8
	Aboriginal	1,164	24	1,849	38	1,827	37	83	2
	ESL	977	29	675	20	1,359	40	370	11
	Special Needs*	1,224	36	1,211	36	909	27	42	1

Performance Level Unknown
 Not Yet Meeting
 Meeting
 Exceeding

Note: Special Needs includes Sensory Disabilities, Learning Disabilities and Behaviour Disabilities.

