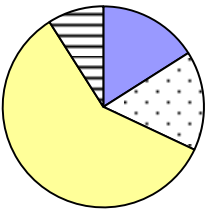
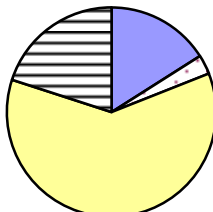
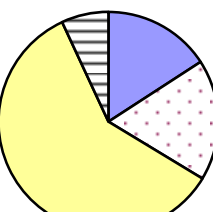


Number of Grade 4 students based on February enrolment (may vary from the numbers shown below): 452

Reading	Performance Level Unknown	Performance Level Unknown		Not Yet Meeting		Meeting		Exceeding	
		#	%	#	%	#	%	#	%
			All Students	72	16	74	16	269	59
	Male	43	21	38	19	111	54	12	6
	Female	29	11	36	14	158	62	30	12
	Aboriginal	15	18	17	20	47	55	6	7
	ESL	10	24	11	26	21	50	0	0
	Special Needs*	9	35	5	19	10	38	2	8

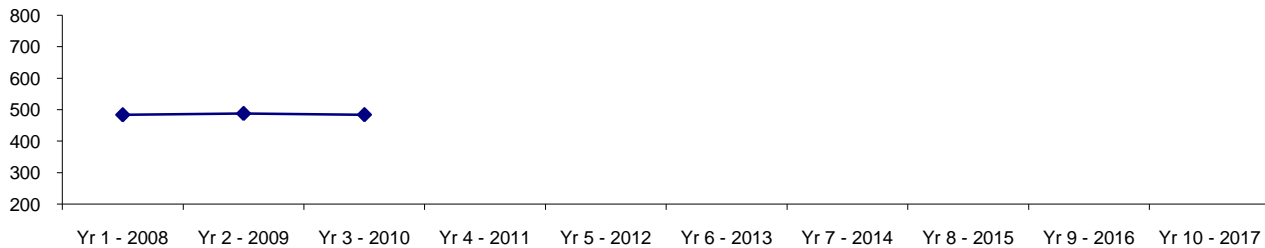
Writing	Performance Level Unknown	Performance Level Unknown		Not Yet Meeting		Meeting		Exceeding	
		#	%	#	%	#	%	#	%
			All Students	74	16	14	3	278	61
	Male	45	22	9	4	124	61	26	13
	Female	29	11	5	2	154	61	65	26
	Aboriginal	15	18	3	4	48	56	19	22
	ESL	10	24	1	2	27	64	4	10
	Special Needs*	9	35	4	15	12	46	1	4

Numeracy	Performance Level Unknown	Performance Level Unknown		Not Yet Meeting		Meeting		Exceeding	
		#	%	#	%	#	%	#	%
			All Students	71	16	84	18	272	60
	Male	43	21	36	18	113	55	12	6
	Female	28	11	48	19	159	63	18	7
	Aboriginal	15	18	17	20	50	59	3	4
	ESL	10	24	13	31	19	45	0	0
	Special Needs*	9	35	6	23	11	42	0	0

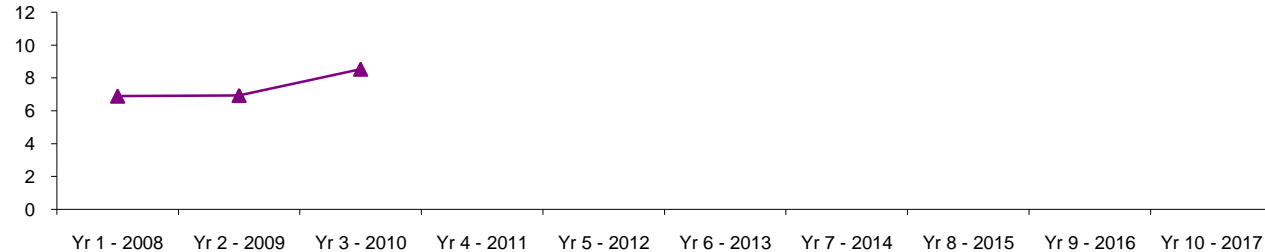
Performance Level Unknown
 Not Yet Meeting
 Meeting
 Exceeding

Note: Special Needs includes Sensory Disabilities, Learning Disabilities and Behaviour Disabilities.

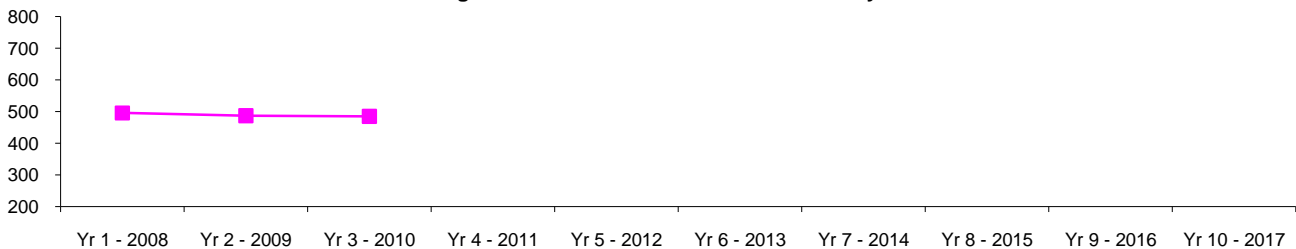
Average FSA Scaled Score - Grade 4 Reading



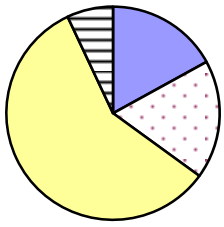
Average FSA Score - Grade 4 Writing

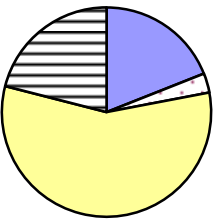


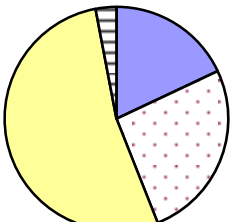
Average FSA Scaled Score - Grade 4 Numeracy



Number of Grade 7 students based on February enrolment (may vary from the numbers shown below): 436

Reading	Performance Level Unknown		Not Yet Meeting		Meeting		Exceeding		
	#	%	#	%	#	%	#	%	
		All Students	75	17	78	18	252	58	31
	Male	45	20	40	18	127	56	14	6
	Female	30	14	38	18	125	60	17	8
	Aboriginal	23	26	22	25	41	46	3	3
	ESL	Msk	Msk	Msk	Msk	Msk	Msk	Msk	Msk
	Special Needs*	18	43	7	17	17	40	0	0

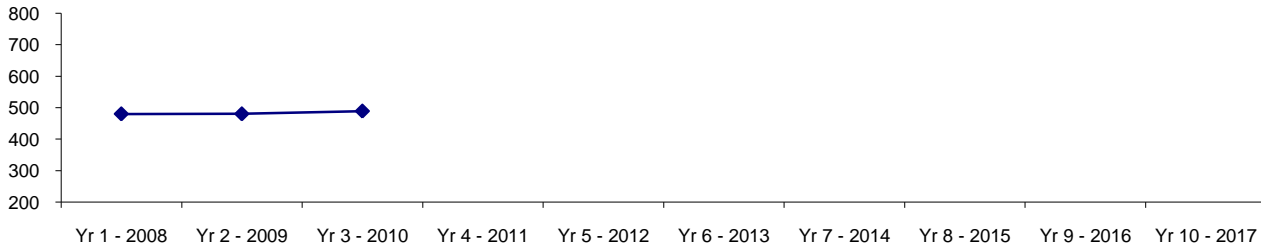
Writing	Performance Level Unknown		Not Yet Meeting		Meeting		Exceeding		
	#	%	#	%	#	%	#	%	
		All Students	84	19	14	3	247	57	91
	Male	51	23	12	5	125	55	38	17
	Female	33	16	2	1	122	58	53	25
	Aboriginal	24	27	5	6	49	55	11	12
	ESL	Msk	Msk	Msk	Msk	Msk	Msk	Msk	Msk
	Special Needs*	18	43	3	7	20	48	1	2

Numeracy	Performance Level Unknown		Not Yet Meeting		Meeting		Exceeding		
	#	%	#	%	#	%	#	%	
		All Students	80	18	112	26	230	53	14
	Male	47	21	59	26	113	50	7	3
	Female	33	16	53	25	117	56	7	3
	Aboriginal	25	28	31	35	33	37	0	0
	ESL	Msk	Msk	Msk	Msk	Msk	Msk	Msk	Msk
	Special Needs*	17	40	15	36	10	24	0	0

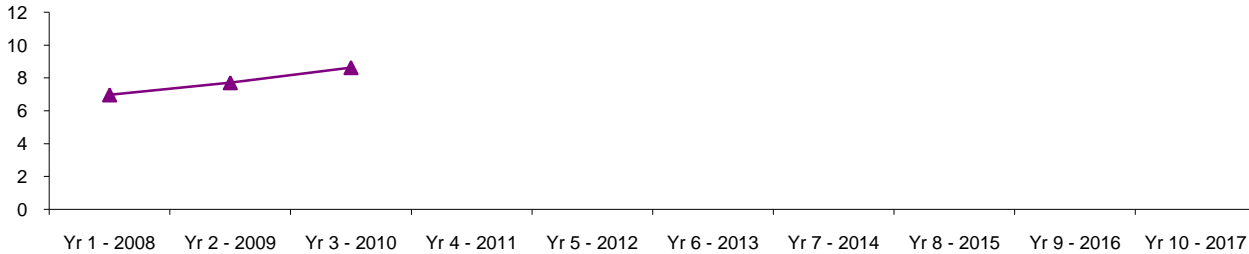
Performance Level Unknown
 Not Yet Meeting
 Meeting
 Exceeding

Note: Special Needs includes Sensory Disabilities, Learning Disabilities and Behaviour Disabilities.

Average FSA Scaled Score - Grade 7 Reading



Average FSA Score - Grade 7 Writing



Average FSA Scaled Score - Grade 7 Numeracy

