

Digital Citizenship and Safety Presentation Report - Grade 4

Laurie Petrucci - Technology Mentor Teacher - Technology Services

Between December, 2015 and May, 2016, I visited all the grade four classes in SD60 and presented a lesson on Digital Citizenship and Online Safety, with the exception of Northern BC Distance Education School (NBCDES). NBCDES opted out of having the presentation at their school as teachers provide lesson material in this area in September. The presentation covered concepts relating to posting material to the internet, creating digital footprints, using the internet safely, and practicing good digital citizenship.

Before the presentation, students were given a pre-survey to complete. This way we could determine students pre-knowledge in the area of online safety and use of the internet. Students were also asked to complete a post-survey following the presentation to determine if the lesson had an impact on their understanding of using the internet. Many of the classes were grade four/five split classes, therefore survey responses were obtained from grade four students as well as grade five students who were enrolled in a split class. For this reason, we have 630 responses from students, which exceeds the number of actual grade four students in the district. For the post-survey, we only had 304 students respond. I often asked the students to complete the pre-survey while I was visiting the classroom, however due to time limitations students were asked to complete post-surveys at a later date. Roughly half of the students who participated in the presentation completed a post-survey.

In the pre-survey, we found that 90% of grade four students use the internet and 88% own a personal mobile device. Of the students who use the internet, playing games is the most popular use (74%), followed by searches for fun (46%), homework (37%), other (27%), writing (19%), and social media (18%).

Only 18% of students responded that they use the internet for social media, however when asked explicitly if they use social media, 39% of students said yes, while 69% of the students said that they do not use social media. The different wording of the two questions may have caused the discrepancy in their response to using social media. The percentage of grade four students who have talked to their parents about internet safety is 68%.

When asked how long they think posts remain on the internet, students responded 1 hour (8%), 1 day (9%), 1 week (20%), 1 year (15%), and permanently (49%). Therefore over half of our grade four students are unaware of the permanence of their digital footprint.

Following the presentation, 91% of students responded that posts potentially can remain permanently on the internet, 4% said one year, 3% said one week, and 1% for both 1 day and 1 hour. The percentage of students who understand the permanence of their digital footprint may even be higher following the Digital Citizenship and Online Safety lesson as some students

completed a post-survey even though they did not participate in the presentation. This happened occasionally due to school absences.

Overall, the pre-survey and post-survey results show that students benefit from participating in lessons related to using the internet safely.

Pre-Survey Responses

630 responses

[View all responses](#)

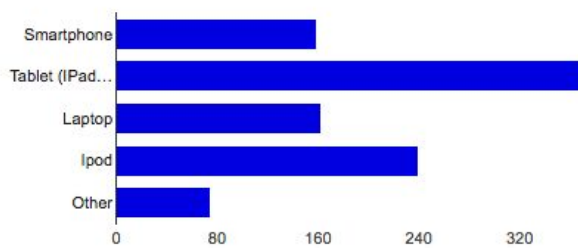
Summary

Do you own a personal mobile device?



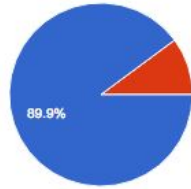
Yes	551	87.7%
No	77	12.3%

What type of personal mobile device do you use?



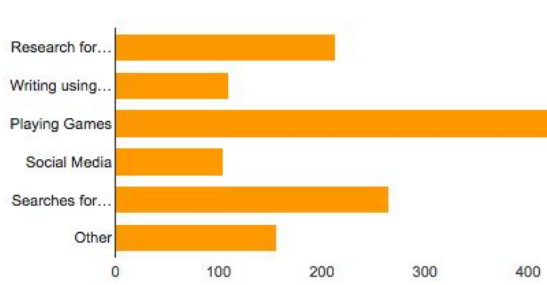
Smartphone	159	28.6%
Tablet (iPad or Android Tablet)	373	67.1%
Laptop	162	29.1%
Ipod	240	43.2%
Other	75	13.5%

Do you use the Internet?



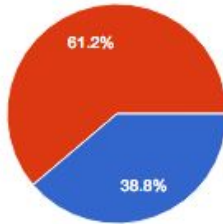
Yes **559** 89.9%
No **63** 10.1%

What do you use the Internet for?



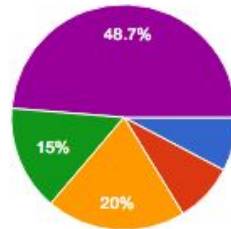
Research for homework **214** 37.3%
Writing using programs such as Google Docs **110** 19.2%
Playing Games **423** 73.7%
Social Media **105** 18.3%
Searches for fun **265** 46.2%
Other **156** 27.2%

Do you use social media?



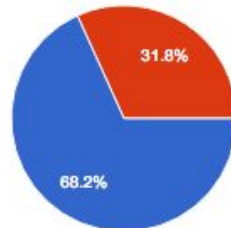
Yes **239** 38.8%
No **377** 61.2%

If you use social media, how long do you think a post will last?



1 hour	39	7.7%
1 day	43	8.5%
1 week	101	20%
1 year	76	15%
permanently	246	48.7%

Have you talked to your parents about using the Internet safely?



Yes	410	68.2%
No	191	31.8%

Post-Survey Responses

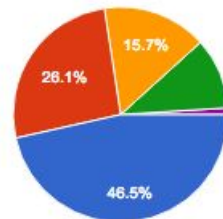
304 responses

[View all responses](#)

[Publish analytics](#)

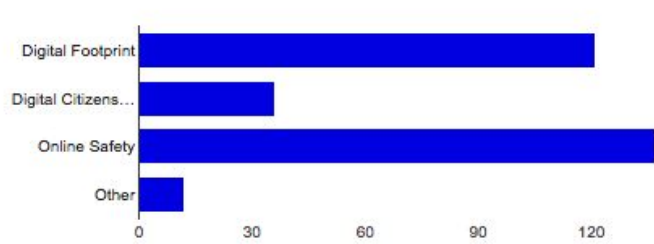
Summary

Did you find the Digital Citizenship & Online Safety lesson helpful?



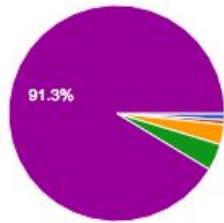
Very helpful	139	46.5%
Somewhat helpful	78	26.1%
A little bit helpful	47	15.7%
Not really helpful	32	10.7%
Other	3	1%

What topic would like to learn more about?



Digital Footprint	121	41.9%
Digital Citizenship	36	12.5%
Online Safety	137	47.4%
Other	12	4.2%

How long does an online post last on the world wide web (Internet)?



1 hour	3	1%
1 day	2	0.7%
1 week	9	3%
1 year	12	4%
permanently	274	91.3%